

Elder Abuse and Neglect Documentation Tool

Injury documentation tool for law enforcement to document injury-related physical findings for older adults

Victim's Name:	Report #:	
DOB:	Time:	Officer's Name (print):

Write statements here and in report (use direct quotes):

Victim stated:

Suspect stated:

Document the following in your report:

- Type of injury (cut, abrasion, bruise, burn, rash, etc.)
- Location of injury
- Size of injury
- Presence of swelling, tenderness
- Presence of blood, pus, odor, open sore
- Complaints of pain

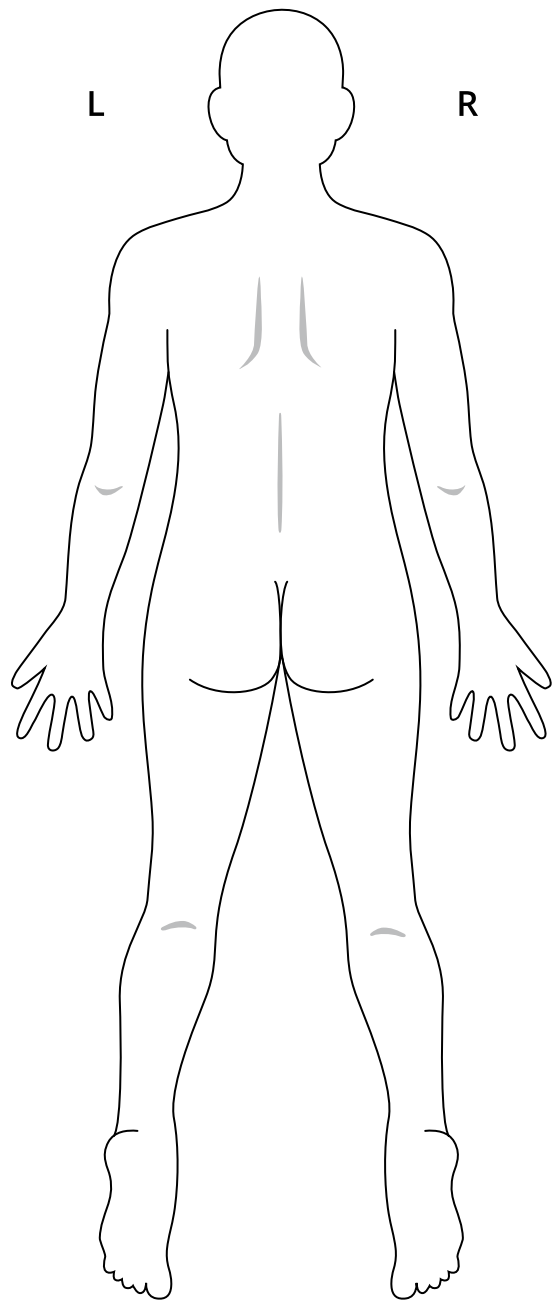
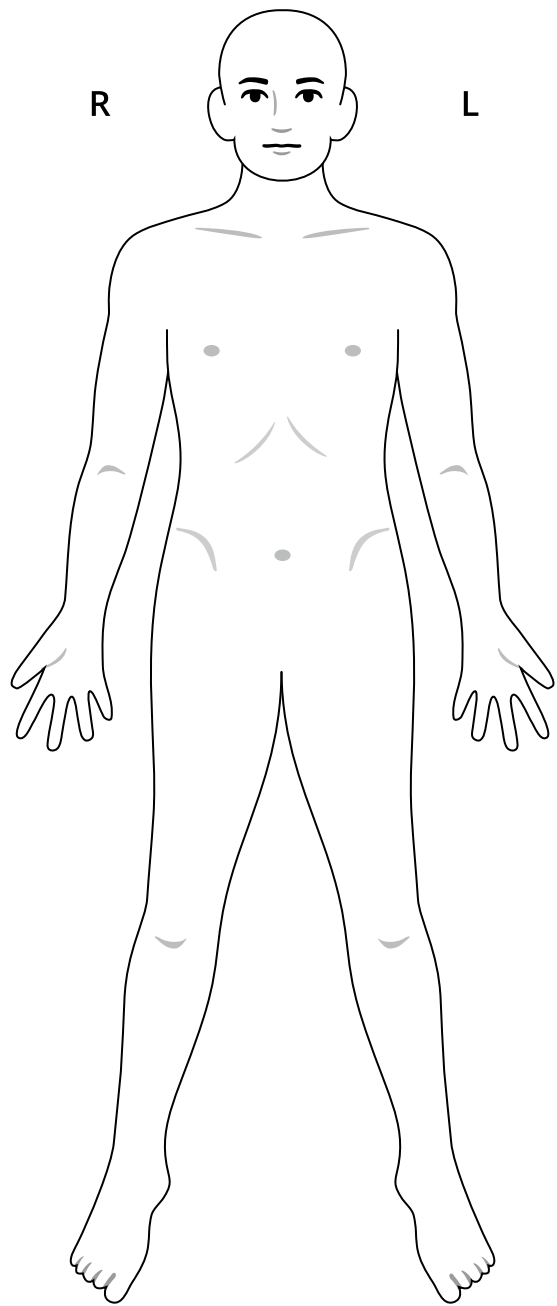
Examples: 3-inch long deep cut, still bleeding; 2-inch dark purple bruise around right eye, eyelid swollen shut

Look at all parts of the body when elder abuse is suspected, including: heels, buttocks, chest, back, scalp, etc.

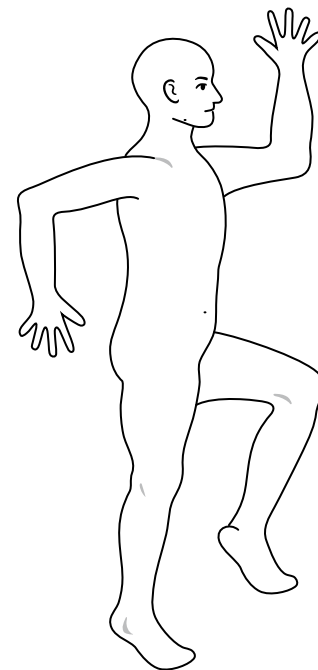
Photograph physical injuries. In a case of suspected sexual abuse, follow the appropriate protocols.

Document each physical observation on the body diagrams followed by a description.

Note all areas where pain is present even if there is no visible evidence of injury.



R (foreground) L (background)



L (foreground) R (background)



Print page at 100% for accurate measurement in centimeters and inches.

